

# FEMALE SIZING FORM

Submit sizing to [customerservice@gharmorsystems.com](mailto:customerservice@gharmorsystems.com)



DATE: \_\_\_\_\_ REQ. SHIP DATE: \_\_\_\_\_

PO#: \_\_\_\_\_ QUOTE #: \_\_\_\_\_

**READY IS THE ONLY OPTION.**

## BILL-TO INFORMATION

NAME: \_\_\_\_\_  
 ADDRESS: \_\_\_\_\_  
 CITY: \_\_\_\_\_ STATE: \_\_\_\_\_ ZIP: \_\_\_\_\_  
 PHONE: \_\_\_\_\_ EMAIL: \_\_\_\_\_

## SHIP-TO INFORMATION (IF OTHER THAN BILL-TO)

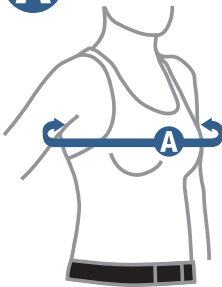
DEPT. / AGENCY: \_\_\_\_\_  
 ATTN TO: \_\_\_\_\_  
 ADDRESS: \_\_\_\_\_  
 CITY: \_\_\_\_\_ STATE: \_\_\_\_\_ ZIP: \_\_\_\_\_

## SIZING INFORMATION

OFFICER NAME: \_\_\_\_\_ HEIGHT: \_\_\_\_\_ WEIGHT: \_\_\_\_\_ CUP SIZE: \_\_\_\_\_  
 AGENCY: \_\_\_\_\_ BADGE #: \_\_\_\_\_ SIZED BY: \_\_\_\_\_

MEASURE OFFICER IN FULL UNIFORM AND DUTY BELT. USE CLOTH MEASURING TAPE. COMPLETE ALL FIELDS.  
 MEASURE TO THE NEAREST INCH. ROUND UP (LONGER) ON WAIST/CHEST. ROUND DOWN (SHORTER) ON LENGTHS.

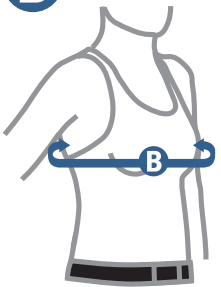
**A BAND MEASUREMENT**



Measure circumference of upper chest, under the armpit. Tape should be level around entire chest. Round up to nearest inch.

\_\_\_\_\_ in.

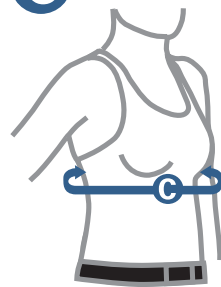
**B BUST MEASUREMENT**



Measure bust circumference at widest point. Tape should be level around entire bust. Round up to nearest inch.

\_\_\_\_\_ in.

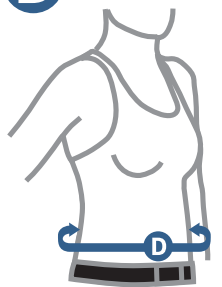
**C UNDER BUST MEASUREMENT**



Measure torso circumference at widest point under bust. Tape should be level around entire torso. Round up to nearest inch.

\_\_\_\_\_ in.

**D WAIST MEASUREMENT**



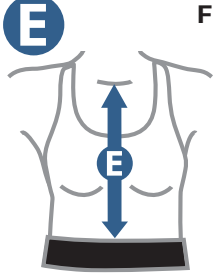
Measure circumference at widest point of abdomen. Tape should be level around entire torso. Round up to nearest inch.

\_\_\_\_\_ in.

Waist measurements are used to determine front and pack panel widths. Reference Overlap Calculation Chart and select desired overlap.

Overlap Calculation Chart	— Butt Fit
	— 1" Overlap
	— 2" Overlap

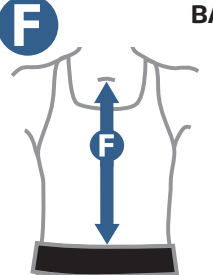
**E FRONT SEATED MEASUREMENT**



Measure length from clavicle notch down to top of duty belt, while seated. Officer should be at a relaxed, 90° position. Tape should lie unassisted against officer's body. Do not follow contour of body. Subtract 1" from measurement. Round down to nearest inch.

FRONT \_\_\_\_\_ - 1" = \_\_\_\_\_ in.

**F BACK STANDING MEASUREMENT**



Measure length from nape (back neck bone) down to top of duty belt, while standing. Multiply measurement by .80. Round down to nearest inch. Front/back measurements should be no more than 2" apart.

BACK \_\_\_\_\_ x .80 = \_\_\_\_\_ in.

**BUST SELECTION**

Female Structured or Female Non-Structured (default).

STRUCTURED \_\_\_\_\_ NON-STRUCTURED \_\_\_\_\_